

NEW



Matrox **Supersight** >>>

High-density computing platform for demanding industrial imaging



Overview

High-density computing with full-size expansion

Matrox® Supersight is a high-density industrial computing platform capable of accommodating up to four computers in a standard 4U enclosure. Each computer or compute cluster is equipped with an embedded Intel® Core™ processor, and works alone or together with the others to implement distributed computing. A high-speed PCIe® switched fabric backplane ensures efficient communication and data exchange between compute clusters as necessary. The same backplane accepts full-size PCIe expansion cards for a broad range of image acquisition, network interface, processing offload, and acceleration options from Matrox Imaging and third parties. Matrox Supersight vision controllers—Matrox Supersight Solo, Matrox Supersight Duo, and Matrox Supersight Quad—are fully supported by [Matrox Imaging Library \(MIL\) X](#), an established collection of software tools for developing industrial imaging applications; this software development kit (SDK) helps developers deliver a complete solution in a timely manner. Backed by a carefully managed lifecycle and consistent long-term availability, the Matrox Supersight series provides a solid foundation for demanding machine vision applications.

Intel Core i7 power and PCIe Gen3 expansion

The Matrox Supersight delivers a high degree of computing performance and image-acquisition flexibility. With its scalable design, it provides the necessary level of performance required by complex machine-vision applications. Each System Host Board (SHB) is powered by an Intel Core i7 processor and can communicate with each other at high speed through a PCIe Gen3 switched fabric backplane. Each system accepts up to 10 full-length and one half-length full-height PCIe cards to suit a wide range of requirements. Matrox Supersight supports image-acquisition boards for all major interfaces—whether analog, Camera Link®, CoaXPress®, DisplayPort™, DVI, GigE Vision®, HDMI™, and SDI—as well as image processing offload using a field-programmable gate array (FPGA). Users can combine the required boards to build a robust, flexible platform for intensive image capture and processing tasks.

Consistent long-term availability

Carefully selected components, coupled with strict change control, ensures consistent long-term supply of the Matrox Supersight. This allows OEMs to maximize return on the original investment without incurring additional costs associated with repeated validation of constantly changing mainstream commercial platforms.

Switched fabric backplane

A unique PCIe Gen3, multi-segmented backplane provides the switched fabric to configure acquisition and processing elements in either one, two, or four computing clusters. The uniqueness of this backplane is that add-in cards can be plugged into any slot and still be assigned to an SHB, even if the card is in a different segment. With 11 PCIe Gen3 slots available, the backplane provides excellent expansion opportunities for Matrox Imaging and third-party video capture, accelerator/co-processor, graphics, and general I/O boards to fulfill the needs of demanding imaging applications.

Matrox Supersight at a glance

Scale system performance from one to four computing clusters for demanding image acquisition and processing needs

Support any camera interface type with the addition of appropriate [Matrox Imaging frame grabber board\(s\)](#)

Exchange data between compute clusters internally at high speed through a PCIe Gen3 switched fabric backplane

Maximize density in a 4U chassis with up to 10 full-length and one half-length, full-height PCIe Gen3 slots


Tailor host data transfer bandwidth needs through PCIe x16, x8, and x4 interfaces

Minimize the need for revalidation by utilizing a lifecycle-managed platform with consistent long-term availability

Simplify system integration by using an integrated platform from a single vendor


Solve applications rather than develop underlying tools by leveraging standard Microsoft® development tools and [MIL X](#) software

Matrox Supersight PCIe Gen3 backplane



Characteristics

Matrox Supersight SHB



- | | | |
|-------------------------------------|---------------------------------|--|
| 1. Four DDR4 2666 Mbps DIMM sockets | 6. Two internal USB 3.1 headers | 11. Internal USB 2.0 headers |
| 2. Intel CPU | 7. Six internal USB 2.0 headers | 12. Three internal RS-232 headers |
| 3. Internal DisplayPort | 8. VGA port | 13. One internal RS-422/RS-485 headers |
| 4. Intel Q370 PCH | 9. Two Gigabit Ethernet ports | |
| 5. Six SATA III interfaces | 10. Two USB 3.1 ports | |

Matrox Supersight front and back views



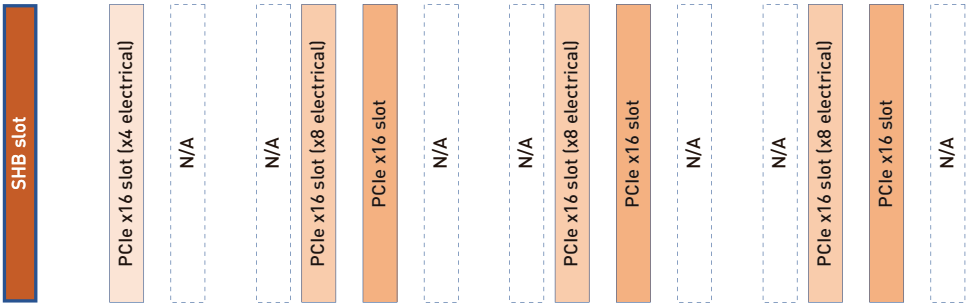

Front view



Rear view

Configurations

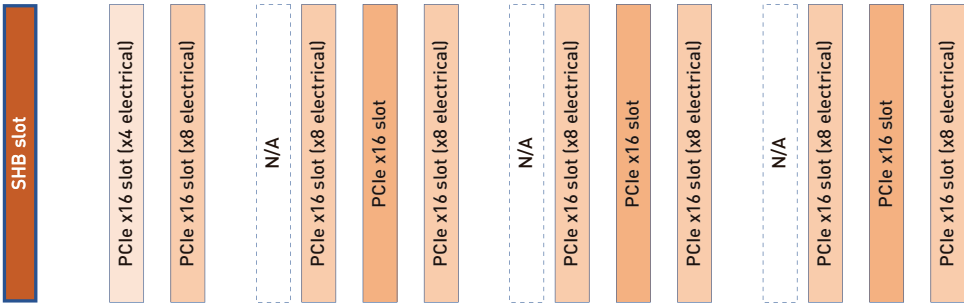

Matrox Supersight Solo (7-slot) configuration



Note: Matrox Supersight Solo (7-slot) has a single SHB/cluster with seven expansion slots.

Configurations (cont.)

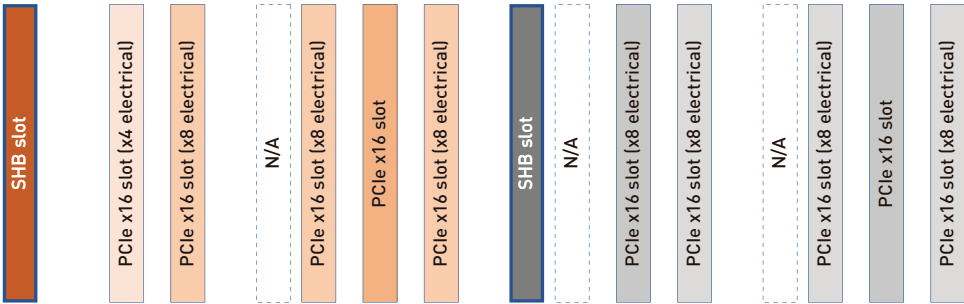

Matrox Supersight Solo (11-slot) configuration



Note: Matrox Supersight Solo (11-slot) has a single SHB/cluster with 11 expansion slots.

Configurations (cont.)

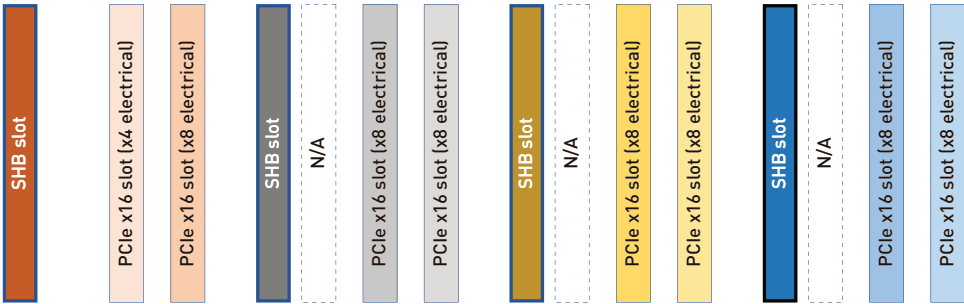

Matrox Supersight Duo configuration



Note: Matrox Supersight Duo has two SHBs/clusters with 10 expansion slots.

Configurations (cont.)

Matrox Supersight Quad configuration



Note: Matrox Supersight Quad has four SHBs/clusters with eight expansion slots.

Characteristics (cont.)

Power and storage

A 1,000 W power supply lets the Matrox Supersight system accommodate multiple frame grabber, graphics, and other add-in boards. Integrated 2.5 inch hard drives provide a greater level of shock and vibration resistance over standard desktop models. Quick-release, hot-swappable drive bays with RAID support increase system reliability and facilitate maintenance.

Image acquisition options

Matrox Imaging offers the industry's most comprehensive line of image acquisition boards for all major interfaces including Camera Link, CoaXPress, DisplayPort, DVI, GigE Vision, HDMI, and SDI, as well as standard and non-standard analog. Refer to the individual [Matrox Imaging frame grabber datasheets](#) for more information.

CPU offload

FPGA-based image processing is a powerful addition to an image acquisition board, relieving the host processor(s) without consuming additional slots. Refer to the individual [Matrox Imaging frame grabber datasheets](#) for more information.

Software Environment

Microsoft Windows 10 IoT Enterprise

Matrox Supersight comes pre-loaded with Microsoft Windows® 10 IoT Enterprise (64-bit), which provides the familiarity, functionality, performance, and reliability of standard Windows 10 Enterprise.

Field-proven application development software

A complete imaging platform must include not only hardware but also robust software tools. [MIL X¹](#) is a comprehensive SDK with a 25-year history of reliable performance. This toolkit features interactive software and programming functions for image capture, processing, analysis, annotation, display, and archiving operations, with the accuracy and robustness needed to tackle the most demanding applications. Particularly useful for the Matrox Supersight is Distributed MIL (DMIL), a functionality that enables the partitioning of an application across multiple compute clusters with efficient command and data exchange. Refer to the MIL X datasheet for more information.

MIL X is licensed for the Matrox Supersight on a per-chassis basis. Matrox Supersight vision controllers automatically grant access to the MIL X interface (GenTL, GigE Vision, and USB3 Vision), DMIL, and industrial/robot communications run-time functionality.


Specifications

Matrox Supersight	
SHB	
PCIe Gen3 x16 and x4 host interfaces ²	
Intel® Q370 PCH	
LGA1151 socket	
Intel Core i7-8700 processor	
Integrated Intel UHD graphics 630	
One (1) VGA on I/O bracket	
One (1) DisplayPort 1.2 on SHB board	
Four (4) 240-pin DDR4 long-DIMM sockets	
Up to 64 GB DDR4-2666 SDRAM	
Six (6) SATA III 6.0 Gbps ports with raid 0, 1, 5, and 10 support	
Six (6) ports on SHB main board	
One (1) port shared on M.2 Key M connector	
Two (2) Gigabit Ethernet ports (10/100/1,000)	
Eleven (11) USB ports	
Two (2) USB 3.1 on I/O bracket	
Two (2) USB 3.1 via PCB headers	
One (1) USB 2.0 on SHB main board	
Six (6) USB 2.0 via PCB headers	
Three (3) RS-232 and one (1) RS-422/485 serial ports via PCB header connector	
One (1) PS/2 combo connector	
11-slot PCIe Gen3 backplane	
Up to four (4) host slots	
PCIe Gen3 x16 and a PCIe Gen3 x4 interfaces ²	
Up to ten (10) PCIe x8 and one (1) x4 slots (all mechanically x16) ²	
If SHB is not installed then a x16 slot is available in that cluster	
Memory	
16 GB DDR4-2666	
Storage	
Up to four (4) 2.5 in SATA devices ³	
Chassis	
Dimensions (L x W x H): 52.4 x 48.2 x 17.8 cm (20.6 x 19.0 x 7.0 in)	
Mounting	
Horizontal	
19 in rackmount	
Removable rack ears	
Removable rack handles	
Drive bays	
Front-accessible	
Four (4) 2.5 in, hot-swappable bays	

Specifications (cont.)

Matrox Supersight	
Chassis (cont.)	
I/O interfaces	Two (2) front-accessible USB 2.0 ports
Additional features	
	Hinged front panel
	Push-button power switch
	Recessed reset button
	Power and HDD notification LEDs
	Fifteen (15) slot chassis
Power supply	
Integrated 1,000 W power supply	
AC input	
	100–240 VAC
	47–63 Hz
	14 A/7 A at any low/high range input voltage
	80 Plus Bronze rated
	Power-factor corrected
DC output	
	+3.3 VDC @ 25 A
	+5 VDC @ 25 A
	+12 V1DC @ 50 A
	+12 V2DC @ 50 A
	-12 VDC @ 0.8 A
	+5 VSB @ 3.5 A
Supplemental power connectors	
	Six (6) 4-pin peripheral (12 V DC & 5 V DC)
	One (1) 8-pin EPS CPU
	Five (5) 6-pin PCIe power 75 W (12 V DC) or 8-pin PCIe power 150 W (12 V DC)
Certifications	
FCC class A	
CE class A	
RoHS-compliant	
Environmental	
Operating temperature: 10°C to 35°C (50°F to 95°F)	
Storage temperature: -40°C to 85°C (-40°F to 185°F)	
Relative humidity: Up to 90% (non-condensing)	
Software	
Pre-loaded with Microsoft Windows 10 IoT Enterprise 2019 (64-bit)	
Pre-loaded with MIL X run-time environment ¹	

Dimensions



Ordering Information

Part number	Description
Hardware	
S-SOLO7-MTRX	Matrox Supersight with single SHB featuring an Intel Core i7-8700, 16 GB DDR4 SDRAM, 500 GB HDD, and Microsoft Windows 10 IoT Enterprise 2019. Unit features a 7-slot PCIe Gen3 backplane and 1,000 W power supply. Pre-licensed for MIL X interface (GenTL, GigE Vision, and USB3 Vision), DMIL, and MIL X industrial communications packages. Note: The use of this product is governed by Microsoft Software License Terms among others.
S-SOLO-MTRX	Matrox Supersight with single SHB featuring an Intel Core i7-8700, 16 GB DDR4 SDRAM, 500 GB HDD, and Microsoft Windows 10 IoT Enterprise 2019. Unit features an 11-slot PCIe Gen3 backplane and 1,000 W power supply. Pre-licensed for MIL X interface (GenTL, GigE Vision, and USB3 Vision), DMIL, and MIL X industrial communications packages. Note: The use of this product is governed by Microsoft Software License Terms among others.
S-DUO-MTRX	Matrox Supersight with two SHBs featuring an Intel Core i7-8700, 16 GB DDR4 SDRAM, 500 GB HDD, and Microsoft Windows 10 IoT Enterprise 2019. Unit features a 10-slot PCIe Gen3 backplane and 1,000 W power supply. Pre-licensed for MIL X interface (GenTL, GigE Vision, and USB3 Vision), DMIL, and MIL X industrial communications packages. Note: The use of this product is governed by Microsoft Software License Terms among others.
S-QUAD-MTRX	Matrox Supersight with four SHBs featuring an Intel Core i7-8700, 16 GB DDR4 SDRAM, 500 GB HDD, and Microsoft Windows 10 IoT Enterprise 2019. Unit features an eight-slot PCIe Gen3 backplane and 1,000 W power supply. Pre-licensed for MIL X interface (GenTL, GigE Vision, and USB3 Vision), DMIL, and MIL X industrial communications packages. Note: The use of this product is governed by Microsoft Software License Terms among others.
Software	
Refer to MIL X datasheet .	

Endnotes:

1. The software may be protected by one or more patents; see www.matrox.com/patents for more information.
2. PCIe connectors are all x16 mechanical but not electrical.
3. SSD available on demand. Contact [Matrox Imaging Sales](#).

The Matrox Imaging advantage



Assured quality & longevity

Adhering to industry best practices in all hardware manufacturing and software development, product designs pay careful attention to component selection to secure consistent long-term availability. Matrox Imaging is able to meet Copy Exact and Revision Change Control procurement requirements in particular circumstances, backed by a dedicated team of QA specialists.



Trusted industry standards

Matrox Imaging champions industry standards in its design and production. Leveraging these standards to deliver quality compatible products, Matrox Imaging protects its customers' best interests by ensuring hardware and software components work with as many third-party products as possible.



Comprehensive customer support

Devoted front-line support and applications teams are on call to offer timely product installation, usage, and integration assistance. Matrox Professional Services delivers deep technical assistance to help customers develop their particular applications in a timely fashion. Services include personalized training and device interfacing as well as application feasibility, prototyping, troubleshooting, and debugging.



Tailored customer training

Matrox Vision Academy comprises online and on-premises training for Matrox Imaging vision software tools. On-premises intensive training courses are regularly held at Matrox headquarters, and can also be customized for onsite delivery. The Matrox Vision Academy online training platform hosts a comprehensive set of on-demand videos available when and where needed.



Long-standing global network

Matrox Imaging customers benefit from a global network of distributors who offer complementary products and support, and integrators who build customized vision systems. These relationships are built on years of mutual trust and span the globe, ensuring customer access to only the best assistance in the industry.

TECHWAY
SIGNAL VISION SYSTEM

19 Avenue de Norvège
91140 Villebon sur Yvette
FRANCE

info@techway.com
+33 (0)1 64 53 37 90

www.techway.com



About Matrox Imaging

Founded in 1976, Matrox is a privately held company based in Montreal, Canada. Imaging and Video divisions provide leading component-level solutions, leveraging the others' expertise and industry relations to provide innovative, timely products.

Matrox Imaging is an established and trusted supplier to top OEMs and integrators involved in machine vision, image analysis, and medical imaging industries. The components consist of smart cameras, 3D sensors, vision controllers, I/O cards, and frame grabbers, all designed to provide optimum price-performance within a common software environment.

Contact Matrox

imaging.info@matrox.com

North America Corporate Headquarters: 1 800-804-6243 or 514-822-6020

Serving: Canada, United States, Latin America, Europe, Asia, Asia-Pacific, and Oceania

www.matrox.com/imaging

matrox[®]

The use of the terms "industrial" or "factory-floor" do not indicate compliance to any specific industrial standards.

© 2021 Matrox Electronic Systems Ltd. All rights reserved. Matrox reserves the right to change specifications without notice. Matrox and Matrox product names are either trademarks and/or registered trademarks in Canada or other countries and/or trademarks of Matrox Electronic Systems, Ltd and/or Matrox Graphics Inc. All other company and product names are registered trademarks and/or trademarks of their respective owners. The information furnished herein is believed to be accurate and reliable at time of printing; however, no responsibility license is granted under any patents or patent rights of Matrox Electronic Systems Ltd. 04/2021

Matrox Imaging est distribué par TECHWAY S.A.S. - www.techway.com - info@techway.com - +33 1 64 53 37 90