

#### Key Features:

- Up to 8 CLHS links support
- PCIe Gen3 x8 Half-length card
- Up to 144 Gb image buffer
- Multi-stream support
- Camera controls and triggers
- Up to 8 re-transmit links
- Per-link LED indication on card bracket
- Flexible machine I/O:
  - 4 TTL configurable I/Os
  - 4 LVCMOS configurable I/Os
  - 2 LVDS inputs
  - 2 LVDS outputs
  - 4 opto-isolated outputs
  - 4 opto-isolated inputs
  - 4 quadrature rotary encoders
  - Integrated strobe controller
  - 4 timers
- CLHS compliant (X-protocol)
- Multiple Camera synchronization
- Multiple Frame Grabbers synchronization
- GUI interface
- Supporting Windows and Linux OS
- API for developing custom applications
- Plug-ins modules for MATLAB, HALCON and Labview
- Gen<i>i</i>-Cam compliant
- GenTL support
- Data rates up to 10 Gbps per link
- Transfer Rate of up to 50 Gbps
- 0°C to 50°C operating environment temperature

## Komodo CLHS Frame Grabber



### Innovative Approach

Komodo-CLHS is a high-performance Camera Link HS Frame Grabber supporting X Protocol (10G) standard. It is capable of receiving video streams from up to 8 CLHS X Protocol links using four SFP+ 10GigE transceivers and a single QSFP+ 40GigE optical interface. Each link supports standard X Protocol bitrates up to 10 Gbps. The board offers a flexible DDR3 memory system with up to 144 Gb of memory and 128 Gbps throughput.

### Intelligent Design

A high speed 8 lane Gen 3.0 PCI express interface allows fast data transfer between optical links and computer memory. This CLHS Frame Grabber is ideally suited for industrial, defense and aerospace Machine Vision Systems and applications.

This product also provides GPIO for machine control signals, such as triggers, shaft encoders, exposure control and general I/O, which can be control aside video stream acquisition.



Product Name	Komodo™ CLHS Frame Grabber
Form Factor	PCI Express card
Format	Standard profile, half length, 8-lane PCI Express card
Cooling method	Air cooling, fan-cooled heatsink
Mounting	For insertion in a standard height, 8-lane or higher, PCI Express card slot
Connectors	Ports 0 through 7 on bracket 4x SFP+ connectors 1x QSFP+ connector Internal I/O connector 26-pin 2-row 0.1" pitch pin header with shrouding for I/O lines
Dimensions	L 167.65 mm x H 111.15 mm L 6.6 in x H 4.38 in
Weight	225gr
<b>Host bus</b>	
Standard	PCI Express 3.0
Link width	8 lanes 1, 2 or 4 lanes with reduced performance
Link speed	• 8.0 GT/s (PCIe 3.0) • 5.0 GT/s (PCIe 2.0) with reduced performance
Maximum payload size	512 bytes
DMA	• 32- and 64-bit • Scatter gather support • Physical address support (GPU transfers)
Peak delivery bandwidth	7,880 MB/s
Effective (sustained), delivery bandwidth	6,710 MB/s (Host PC motherboard dependent)
Power consumption	Typ. 16.8 W (3.8 W @ +3.3V, 13 W @ +12V), excluding camera and I/O power output
<b>Camera / video inputs</b>	
Interface standard(s)	CLHS X-Protocol
Status LEDs	1 Host connection status per connector 4 System status LEDs
Number of cameras	Up to 8
Number of links, per single camera	Up to 8
Synchronisation between cameras	Yes
Line-scan cameras supported,	Yes
Maximum aggregated camera data transfer rate	80 Gbit/s

<b>Supported CXP down-connection speeds</b>	<ul style="list-style-type: none"> <li>• 1.25 GT/s (CXP-1)</li> <li>• 2.5 GT/s (CXP-2)</li> <li>• 3.125 GT/s (CXP-3)</li> <li>• 5 GT/s (CXP-5)</li> <li>• 6.25 GT/s (CXP-6)</li> </ul>
<b>Supported CLHS parameters</b>	10 GT/s
Number of data streams (per camera)	1 data stream per camera
Maximum stream packet size	8,192 bytes
Camera types	<ul style="list-style-type: none"> <li>• Area-scan cameras: <ul style="list-style-type: none"> <li>• Gray-scale and color (RGB and Bayer CFA)</li> <li>• Single-tap (1X-1Y) progressive-scan</li> </ul> </li> <li>• Line-scan cameras; <ul style="list-style-type: none"> <li>• Gray-scale and color RGB</li> </ul> </li> </ul>
Camera pixel formats supported	Raw, Monochrome, Bayer, RGB, YUV, YCbCr and RGBA (PFNC names): <ul style="list-style-type: none"> <li>• Raw</li> <li>• Mono8, Mono10, Mono12, Mono14, Mono16</li> <li>• BayerXX8, BayerXX10, BayerXX12, BayerXX14, BayerXX16 where XX = GR, RG, GB, or BG</li> <li>• RGB8, RGB10, RGB12, RGB14, RGB16</li> <li>• RGBA8, RGBA10, RGBA12, RGBA14, RGBA16</li> <li>• YUV411_8, YUV411_10, YUV411_12, YUV411_14, YUV411_16</li> <li>• YUV422_8, YUV422_10, YUV422_12, YUV422_14, YUV422_16</li> <li>• YUV444_8, YUV444_10, YUV444_12, YUV444_14, YUV444_16</li> <li>• YCbCr601_411_8, YCbCr601_411_10, YCbCr601_411_12, YCbCr601_411_14, YCbCr601_411_16</li> <li>• YCbCr601_422_8, YCbCr601_422_10, YCbCr601_422_12, YCbCr601_422_14, YCbCr601_422_16</li> <li>• YCbCr601_444_8, YCbCr601_444_10, YCbCr601_444_12, YCbCr601_444_14, YCbCr601_444_16</li> </ul>
<b>Area-scan camera control</b>	
Trigger	Precise control of asynchronous reset cameras, with exposure control. Support of camera exposure/readout overlap. Support of triggering from encoder or timer Support of external hardware trigger, with optional delay, filtering and trigger decimation.
Strobe	Accurate control of the strobe position for strobe light sources. Support of early and late strobe pulses.
<b>Line-scan camera control</b>	
Scan/page trigger	Precise control of start-of-scan and end-of-scan triggers. Support of external hardware trigger, with optional delay and filtering. Support of triggering from encoder Support of infinite acquisition, without missing lines.
Line trigger	Support for quadrature motion encoders, with programmable filters, selection of acquisition direction and backward motion compensation.
Line strobe	Accurate control of the strobe position for strobe light sources.
<b>On-board processing</b>	
On-board memory	<ul style="list-style-type: none"> <li>• 2 GB</li> <li>• Up to 16GByte SODIMM</li> </ul>
Bayer De-Mosaic	Full 16bit resolution <ul style="list-style-type: none"> <li>• Bilinear 3x3</li> <li>• Bilinear 3x2 for linescan with gradient correction</li> </ul>
Color Transformation	Full 16bit resolution 18bit coefficients table <ul style="list-style-type: none"> <li>• Color space conversion</li> <li>• Gain and Offset</li> </ul>
Decimation	Line skip
Additional features	Unpacking of 10-/12-/14-bit to 16-bit with justification to LSB
Frame Timestamp	64bit with 8ns precision
Data stream statistics	Measurement of: <ul style="list-style-type: none"> <li>• Frame/Line rate</li> <li>• CRC Errors</li> <li>• Dropped frames</li> <li>• Received packets</li> <li>• Test packets</li> </ul>



Event signaling and counting	<p>The application software can be notified of the occurrence of various events:</p> <ul style="list-style-type: none"> <li>• Newly aquired buffers</li> <li>• Camera and Illumination control events</li> <li>• I/O events</li> <li>• Timer events</li> <li>• Encoder events</li> </ul>
<b>General Purpose Inputs and Outputs</b>	
Number of lines	<p>20 I/O lines:</p> <p>2 differential inputs</p> <p>2 differential outputs</p> <p>4 singled-ended TTL inputs/outputs</p> <p>4 singled-ended LVCTTL inputs/outputs</p> <p>4 opto-isolated inputs</p> <p>4 opto-isolated outputs</p>
Usage	<p>Any System I/O input lines can be connected to any I/O line</p> <p>Any I/O line can be used to decode A/B and Z signals of a motion encoder</p> <p>Any I/O line can generate any trigger event</p> <p>Any I/O line can trigger a timer</p>
Electrical specifications	<p>Differential lines - LVDS compatible</p> <p>TTL lines - 5V TTL compliant</p> <p>LVTTL lines - 3.3V LVTTL compliant</p> <p>Isolated lines - opto isolated lines with voltage range up to 30V</p>
Filter control	<p>Glitch removal filter available on all System I/O input lines</p> <p>Configurable filter time constants:</p> <p>for DIN and TTLIO lines: 50 ns, 100 ns, 200 ns, 500 ns, 1 µs</p> <p>for IIN lines: 500 ns, 1 µs, 2 µs, 5 µs, 10 µs</p>
Polarity control	Yes
Encoders	<p>4 quadrature encoders with A/B and Z inputs</p> <p>32bit position counter</p> <p>Forward and backward counting</p> <p>Position trigger support</p> <p>Noise filtering</p>
Timers	<p>8 general purpose timers</p> <p>Configurable delay and duration</p> <p>32bit accumulator</p>
Event reporting	<p>64 bit system timestamp event reporting</p> <p>Each I/O line can generate event on configurable edge</p> <p>Each Timer can generate event</p> <p>Each encoder can generate event</p>
<b>Frame grabber synchronisation</b>	
Synchronisation	Precise area and linscan cameras synchronisation across different frame grabbers
<b>Software</b>	
Host PC Operating System	Microsoft Windows 7/10 32- and 64-bit versions, Linux open source driver compatible with a wide range of distributions, tested and precompiled for Ubuntu 14.04 , RedHat 6.5 , CentOS 7 32- and 64-bit versions
Buffer management	<p>Circular buffer support</p> <p>Accumulation of several frames/lines to single buffer to reduce CPU load</p> <p>DMA Buffer filling directly to system memory</p>
GUI	<p>Supported for Windows and Linux OS</p> <p>Multicamera display and configuration</p> <p>Flexible buffer queuing</p> <p>Image/video recording</p>
Debuging capabilites	<p>Event logging</p> <p>Statistics counters</p>
GeniCam	<p>Support of genicam up to 2.4</p> <p>Full camera and frame grabber parameters configuration</p>
<b>Environmental conditions</b>	
Operating ambient air temperature	0°C to +50°C / +32°F to +122 °F
Operating ambient air humidity	10% to 90% RH non-condensing

Storage ambient air temperature	-20°C to +70°C / -4°F to +158°F
Storage ambient air humidity	10% to 90% RH non-condensing
<b>Certifications</b>	
Electromagnetic - EMC standards	The European Council EMC Directive 2004/108/EC The Unites States FCC rule 47 CFR 15
EMC - Emission	EN 55022:2010 Class B FCC 47 Part 15 Class B
EMC - Immunity	EN 55024:2010 Class B EN 61000-4-3 EN 61000-4-4 EN 61000-4-6
Flammability	PCB compliant with UL 94 V-0
RoHS	Compliant with the European Union Directive 2011/65/EU (ROHS2)
REACH	Compliant with the European Union Regulation No 1907/2006
WEEE	Must be disposed of separately from normal household waste and must be recycled according to local regulations
<b>Ordering Information</b>	KY-FGK-CLHS
<b>Optional accessories</b>	<ul style="list-style-type: none"> <li>• GPIO Expansion bracket</li> <li>• DDR3 Extra memory SODIMM 2GB, 4GB, 8GB or 16GB</li> <li>• SFP+ optical modules</li> <li>• QSFP+ optical modules</li> </ul>

## Compatibility

### Supported vision standart



### Supported operating systems




Windows



Linux

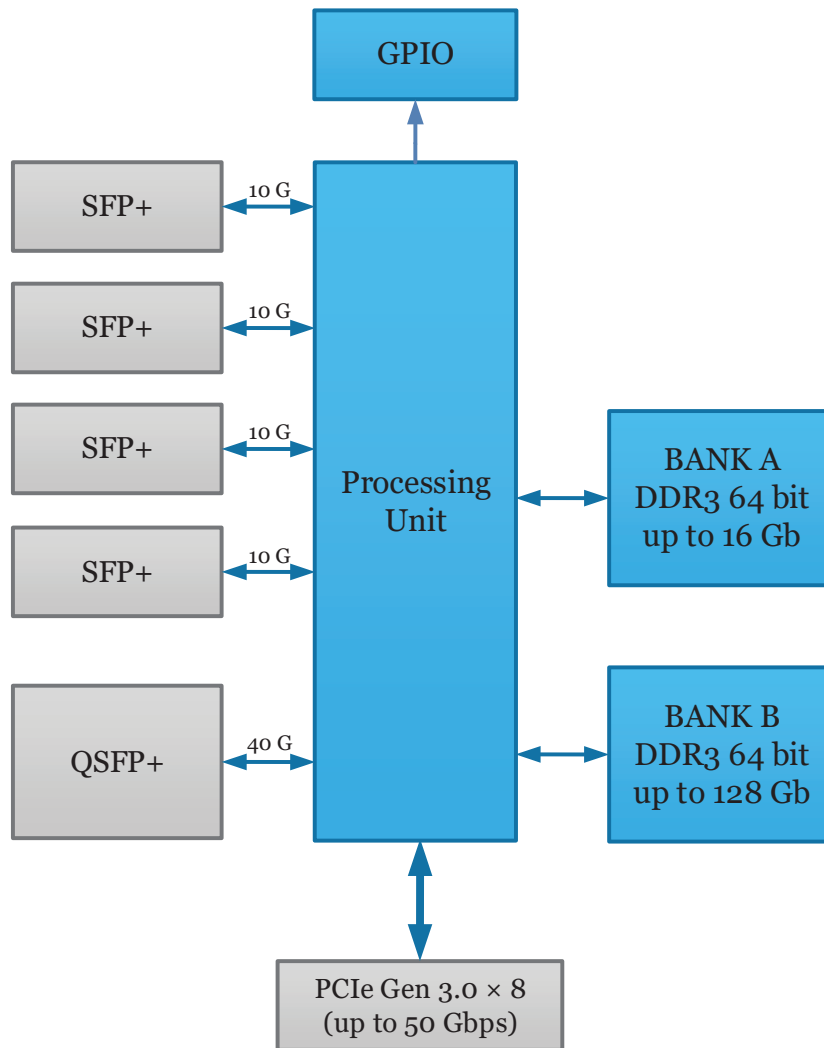
### Supported vision libraries



Compatible with more than 30 popular machine vision libraries

KAYA Instrument strives to create and maintain compatibility and interfaces for the most common and advanced vision image-processing libraries and applications. Major support is available for **MVTec Halcon**, **National Instruments LabVIEW** and **MathWorks MATLAB**. Please check our KAYA website for an up-to-date list of other supported libraries and software packages.

## Komodo CLHS Frame Grabber HW Block Diagram



## Contact



info@techway.fr  
+33 (0)1 64 53 37 90

19 Avenue de Norvège  
91140 Villebon sur Yvette  
FRANCE

www.techway.fr

Please visit [www.kayainstruments.com](http://www.kayainstruments.com) for complete product information.  
Get in touch with our teams at [sales@kayainstruments.com](mailto:sales@kayainstruments.com).  
We will be glad to assist and consult you regarding our products.

Worldwide  
**KAYA Instruments**

20 HaMesila St. Nesher 3688520  
POB 25004, Haifa 3125001  
Israel

[info@kayainstruments.com](mailto:info@kayainstruments.com)

Tel. +972 72 272 3500  
Fax. +972 72 272 3511

The information provided herein is subject to change without notice

[www.kayainstruments.com/category/products/frame-grabbers/](http://www.kayainstruments.com/category/products/frame-grabbers/)

© 2016 KAYA Instruments, Inc. All rights reserved. KAYA Instruments, the KAYA Instruments Komodo logo, JetCam logo, Predator and combinations thereof are trademarks of KAYA Instruments, Inc. in the United States and/or other jurisdictions. Microsoft Windows is a registered trademark of Microsoft Corporation. Other names are for informational purposes only and may be trademarks of their respective owners. KAYA Instruments is not liable for harm or damage incurred by information contained in this document. PID 04122016\_1KY-FGK-CLHS

KAYA Instruments est distribué par TECHWAY S.A.S. - [www.techway.fr](http://www.techway.fr) - [info@techway.fr](mailto:info@techway.fr) - +33 1 64 53 37 90

